

Gebrauchsanleitung
Instructions for use
Mode d'emploi
Gebruiksaanwijzing



muv•man[®]
sit + stand ! high + low



Congratulations!

With the “muvman”, you have made a choice for healthy, active, variable sitting. This document is a brief guide to all you need to know about your “muvman”.

If you have any more questions, we look forward to your call or e-mail. See the back of this user guide for numbers and addresses.

muvman[®]
sit + stand ! high + low



D

EN

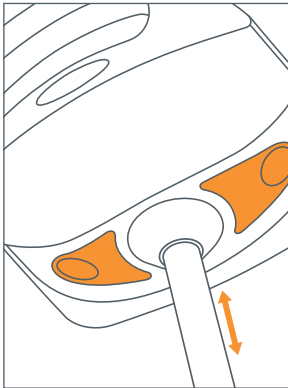
FR

NL

Technical Data

- Seat height:** 51 cm – 84 cm / High version: 60 cm – 93 cm
Weight: 6,2 kg
Foot: Dia. 38 cm
Column tilt angle: 4° default;
adapts automatically to sitting position.

Settings

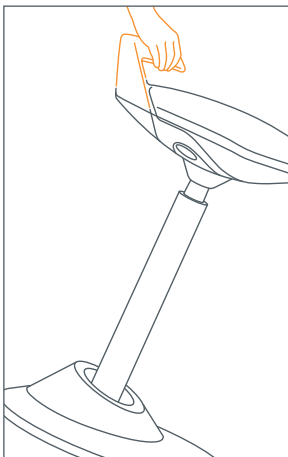


You can adjust the seat height of the “muvman” between 51 cm and 84 cm or between 60 cm and 93 cm. Easy-touch buttons are provided under the seat for continuously variable height adjustment. The optimum seat height setting depends on several factors: the length of your legs, the height of your worktop and what you are doing.

You are at the right sitting height when your eyes are at the correct distance from the worktop and you can work without getting tired.

Try out different sitting heights. This is the best way to find out at which height you feel most comfortable.

Tips

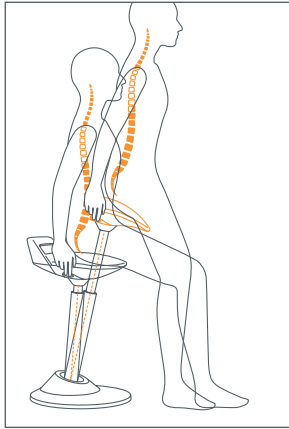


1. Carrying the “muvman”

To carry the “muvman” it is best to set the seat height to the lowest position possible. You can then pick up the “muvman” with the seat grip for easy carrying. Avoid handling the gas spring to carry the seat, because it is lubricated with oil.

2. Variable sitting

Variable sitting means using the complete scope of all the sitting options. Sometimes high, sometimes low, sometimes to the side or tilted forwards – always very variable in different positions. Your natural need for movement is fulfilled because the “muvman” follows and supports your every move in any direction, strengthens your muscles, improves concentration and helps keep you physically and mentally fit. The column of



the “muvman” is tilted forward at an angle of 4° by default. In use, it adapts automatically to your sitting position.


Use all the options the “muvman” offers. Change the seat height to meet your requirements, shift your weight when sitting, support yourself with your legs – forwards, to the side – and sit as variably as you can. In doing so, you are doing your best against lack of movement when sitting.

Care



1. Seat

The “muvman” seat is covered with an easy-care premium microfiber fabric. Dust and loose dirt can be brushed off easily or vacuum cleaned. You can also clean the seat with a damp cloth, let it dry and then loosen up the surface with a soft brush. Stain removal: always remove stains immediately. Avoid marks by cleaning from the edge of the seat to the middle. Always use a clean cloth to apply cleaning solvents. Never pour cleaning solvents directly on the seat fabric. Allow to dry completely and then loosen up the surface with a soft brush. More care tips are available from the aeris Service Team on +49 (0)89 900 506-0.



2. Column

The column is powder coated and best cleaned with a soft cloth and mild detergent or cleaning solvent. **The gas spring is lubricated with oil and should not be cleaned. Work on or replacement of the gas spring must be carried out by a trained specialist only.**



3. Foot

Dark marks left by the soles of shoes on the foot are best removed using a soft India rubber or a soft cloth with a drop of cleaning solvent. Contact with metal heels and the like should always be avoided.

D

EN

FR

NL

Guarantee

All aeris products are manufactured with great care. That is why we give you a full three-year guarantee from the date of purchase. This guarantee is valid only for direct purchases from authorised aeris dealers. Your guarantee covers the materials and functions of all original parts. This guarantee does not cover damage and/or defects caused by fair wear and tear of expendable parts, e.g. of the seat cover fabric, or by accidents or by use which is unreasonable or inconsistent with the manufacturer's instructions.

The guarantee starts on the day of delivery. Therefore please keep your invoice/delivery note in a safe place for any guarantee claims. Within the guarantee period, after return of the product and inspection of the claim, aeris guarantees repair or replacement without charge. You will be invoiced for transport costs only.

However, you can also make guarantee claims without an invoice: aeris acknowledges the enclosed guarantee card as proof of your guarantee claims if you send it back filled in within four weeks after purchase. Guarantee claims may be submitted to an authorised dealer or aeris directly.

Note: The "muvman" is maintenance free. Any repairs or changes you make yourself will jeopardise your guarantee claim. If you have any questions, please get in touch with your dealer, or the aeris Service Team on +49 (0)89 900 506-0.





aeris-Impulsmöbel GmbH & Co. KG

Ahrntaler Platz 2-6 · D-85540 Haar bei München

Phone +49 (0)89-900 506-0 · Fax +49 (0)89-903 939-1

E-mail: info@aeris.de · www.aeris.de

aeris[®]
Life in **Motion**